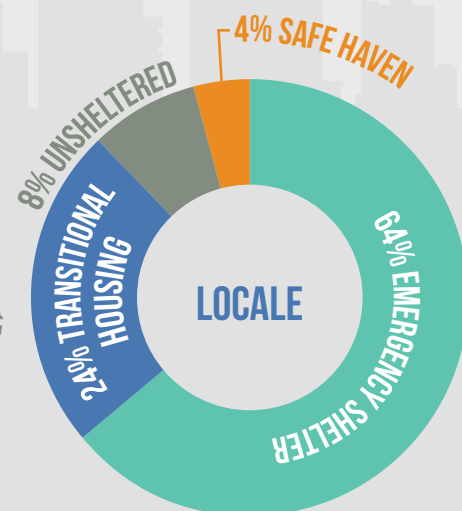
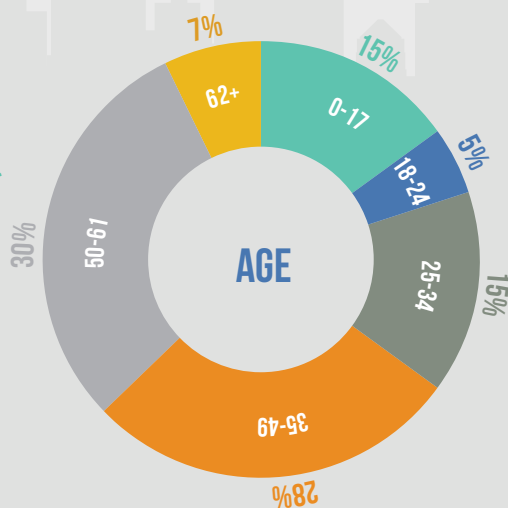
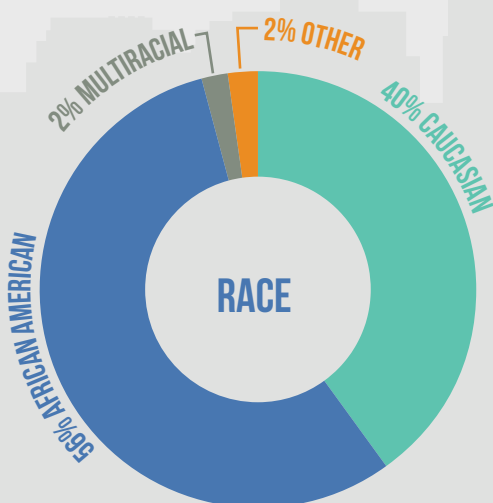


## WHO IS EXPERIENCING HOMELESSNESS IN INDIANAPOLIS A GLIMPSE AT A SINGLE JANUARY NIGHT

INDIVIDUALS HOMELESS ON JANUARY 24, 2018

# 1,682

1,093 MALE  
580 FEMALE  
9 TRANSGENDER




### KEY POINTS

#### BETWEEN THE 2017 AND 2018 PIT COUNTS



**6%** DECREASE IN TOTAL ONE NIGHT COUNT



**8%** INCREASE IN UNSHELTERED HOMELESS INDIVIDUALS



**20%** DECREASE IN THE NUMBER OF VETERANS

**12% EXPERIENCE CHRONIC HOMELESSNESS**



**HOMELESS ADULTS WITH BARRIERS**

**34% HAVE SERIOUS MENTAL ILLNESS**

**53% HAVE SOME FORM OF DISABILITY**

**80% OF WOMEN ARE CURRENTLY FLEEING DOMESTIC VIOLENCE**

**26% HAVE SUBSTANCE USE DISORDER**



**4 PREGNANT WOMEN**



**128 FAMILIES (132 ADULTS | 251 CHILDREN)**

**2,689 CHILDREN WERE LIVING IN NONPERMANENT HOUSING**



**SPEAK OUT**

TALK WITH FRIENDS,  
FAMILY & COWORKERS  
ABOUT HOMELESSNESS  
AND ENCOURAGE THEM  
TO GET INVOLVED



**JOIN**

BECOME A MEMBER OF  
THE CONTINUUM OF CARE  
TO WORK TOWARDS  
FINDING SOLUTIONS TO  
END HOMELESSNESS



**DONATE**

SUPPORT CHIP TO HELP  
BRING ADDITIONAL  
RESOURCES TO  
INDIANAPOLIS  
HOMELESS



LEARN MORE AT [WWW.CHIPINDY.ORG](http://WWW.CHIPINDY.ORG)